Nudibranchs of the Coral Triangle

FREE PREVIEW



SELECTED PAGES

Andrey Ryanskiy
Yury Ivanov

Nudibranchs of the Coral Triangle

Reef ID Books

Photographic guide with
1080+ species covered

Andrey Ryanskiy
Yury Ivanov

PICTORIAL INDEX TO FAMILIES AND COMMON NAMES

HEXABRANCHIDAE - 7

POLYCERIDAE
NEMBROTHA - 8

POLYCERIDAE
KALOPLOCAMUS - 11

POLYCERIDAE
GYMNODORIS -16

GONIODORIDIDAE
MURPHYDORIS - 21

GONIODORIDIDAE
CERATODORIS - 21

GONIODORIDIDAE
TRAPANIA - 23

AEGIRIDAE - 27

DORIDIDAE - 28

CADLINIDAE - 29

DISCODORIDIDAE
ASTERONOTUS - 30

DISCODORIDIDAE
ATAGEMA - 30

DISCODORIDIDAE
CARMINODORIS - 31

DISCODORIDIDAE
DISCODORIS - 32

DISCODORIDIDAE
HALGERDA - 33

DISCODORIDIDAE
JORUNNA - 34

DISCODORIDIDAE
PLATYDORIS - 37

DISCODORIDIDAE
ROSTANGA - 38

DISCODORIDIDAE
THORDISA - 40

ACTINOCYCLIDAE - 42

CHROMODORIDIDAE
ARDEADORIS - 43

CHROMODORIDIDAE
CHROMODORIS - 45

CHROMODORIDIDAE
HYPSELODORIS - 52

DENDRODORIDIDAE - 62

PHYLLIDIIDAE - 64

MADRELLIDAE - 68

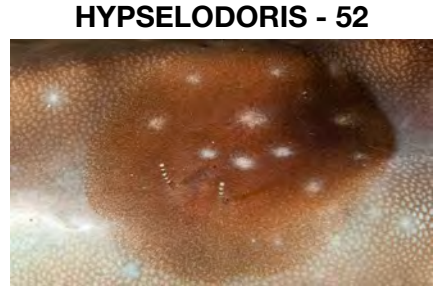

DORIDOMORPHIDAE - 68

ARMINIDAE - 69

PROCTONOTIDAE - 72

BORNELLIDAE - 73



DENDRONOTIDAE - 74

LOMANOTIDAE - 74

PICTORIAL INDEX TO FAMILIES AND COMMON NAMES



SCYLLAEIDAE - 76

THETIDIDAE - 76

DOTIDAE - 78

TRITONIIDAE - 82

FLABELLINIDAE - 85

SAMLIDAE - 86



EMBLETONIIDAE - 86

EUBRANCHIDAE - 87

FIONIDAE - 90



ABRONICIDAE - 90

TRINCHESIIDAE - 91

UNIDENTIDAE - 100



BABAKINIDAE - 100

PLEUROLIDIIDAE - 100

FACELINIDAE
CALORIA - 101

FACELINIDAE
FACELINA - 101

FACELINIDAE
FAVORINUS - 102

FACELINIDAE
NOUMEAELLA - 107

FACELINIDAE
MYJA - 108

MYRRHINIDAE - 109

AEOLIDIIDAE
BAEOLIDIA - 115

AEOLIDIIDAE
CERBERILLA - 116

ACTEONIDAE - 118

BULLINIDAE - 118

APLUSTRIDAE - 118

DIAPHANIDAE - 119

BULLIDAE - 119

MNESTIIDAE - 119

RUNCINIDAE - 119

HAMINOEIDAE
ATYS - 119

HAMINOEIDAE
HAMINOEID - 121

AGLAJIDAE
CHELIDONURA - 122

PICTORIAL INDEX TO FAMILIES AND COMMON NAMES

AGLAJIDAE
PHILINOPSIS - 124

GASTROPTERIDAE - 126

PTEROPODA - 128



JULIIDAE - 129

VOLVATELLIDAE - 129

OXYNOIDAE - 129

CALIPHYLLIDAE
CYERCE - 130

CALIPHYLLIDAE
POLYBRANCHIA - 131

LIMAPONTIIDAE - 132

HERMAEIDAE - 139

PLAKOBRANCHIDAE
ELYSIA - 139

PLAKOBRANCHIDAE
THURIDILLA - 142

APLYSIIDAE - 144

UMBRACULIDAE - 147



TYLODINIDAE - 147

PLEUROBRANCHIDAE - 147

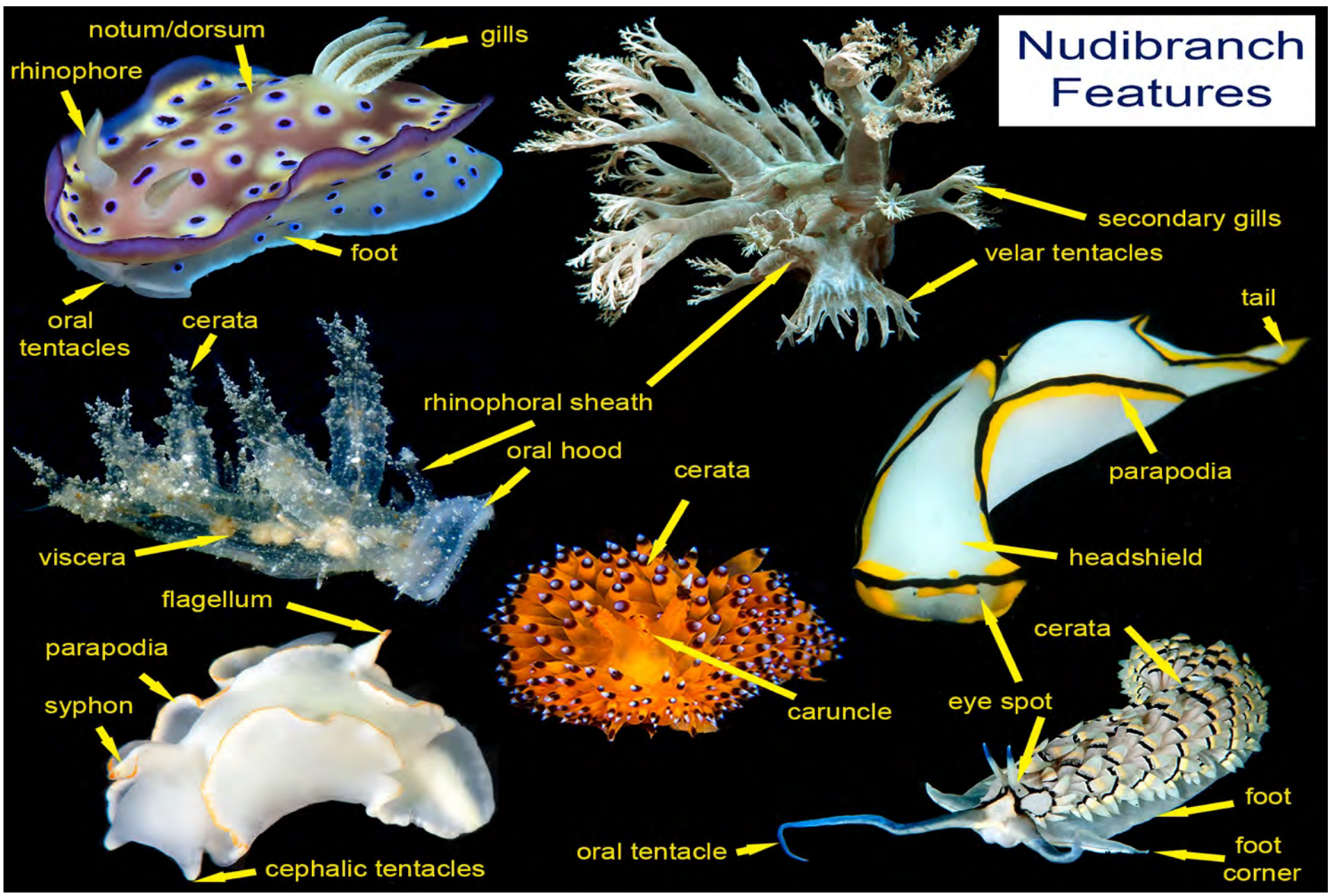

Giant Spanish Dancer *Hexabranchus giganteus* WIO, WP: Mozambique to Philippines, Indonesia, Vanuatu, reported up to 700 mm length. Five to eight separate gills. Yellow marginal band. Photos: Philippines, Indonesia

Spanish Lace Dancer *Hexabranchus lacer* IP: from the WIO to CP and French Polynesia, 600 mm. Highly variable, mottled pattern, with wavy red and white marginal lines. Notum red with fine white flecks, often aggregating in “clouds” or “rosettes”. Capable of swimming by body flexions and mantle undulations. 6-8 separate gill branches that can not retract into a gill pouch. Common, nocturnal, found on coral reefs 2-20 m deep. Feeds on red sponges.

a juvenile, **b** early transitional, **c** transitional, **d** late transitional, **e** mature dark red, **f-h** mature (all photos - Philippines, Papua New Guinea, Indonesia)

Pacific Thecacera *Thecacera pacifica* IP, 50 mm. **ID**: orange with black and pearl-blue tips on appendages. Right photo - mating.

Painted Thecacera *Thecacera picta* IWP, 20 mm. **ID**: white with black lines and orange tips on appendages. Photo on the left - darker form from Bali.

Dotted Thecacera *Thecacera* sp. Indonesia, 7 mm. **ID**: translucent with tiny brown spots.

Black-Horn Tecacera *Thecacera* sp. WP, 40 mm. **ID**: rhinophores and appendages with black tips.

Yellow-Tip Pikachu *Thecacera* sp. WP, 40 mm. **ID**: semi-translucent white to orange, large dark spots, rhinophores and appendages with yellow tips.

Yellow-Spotted Thecacera *Thecacera* sp. Indonesia, 10 mm. Translucent with black and yellow spots.

Black-Orange Tecacera *Thecacera* sp. WP, 40 mm. Dark grey, rhinophores, appendages with orange tips.

POLYCERIDAE

Black-Tipped Thecacera *Thecacera* sp. WP, 20 mm. **ID**: orange with black-tipped appendages.

Purple Picachu *Thecacera* sp. Philippines, 40 mm. **ID**: purplish with round orange spots.



Yellow-Spotted Thecacera *Thecacera* sp. Philippines, Taiwan, 8 mm. Translucent with yellow spots.

Leopard Thecacera *Thecacera* sp. Indonesia, 20 mm. White-tipped appendages, surrounded by blue areas.

White-Tipped Thecacera *Thecacera* sp. Indonesia, 10 mm. **ID**: appendages with white tips.

Black Thecacera *Thecacera* sp. Indonesia, 15 mm. **ID:** totally dark grey.

Jujube Thecacera *Thecacera* sp. WP, 10 mm. **ID**: rhinophores with two orange bands.

Orange-Lined Thecacera *Thecacera* sp. WP, 20 mm. Translucent white w/orange lines. **Photo:** Jones Wayne

Dark-Spotted Thecacera *Thecacera* sp. Indonesia, 20 mm. **ID**: generally grey with oblong dark spots, rhinophores and appendages with yellow tips. Feeds on bryozoans (left photo).

POLYCERIDAE

Strawberry Gymnodoris *Gymnodoris aurita* IWP, 100 mm. Like other *Gymnodoris* species, feeds on opistobranchs. **ID**: red with large yellow pustule. Left photo: feeding on *Marionopsis arborescens*.

Translucent Gymnodoris *Gymnodoris* sp. Philippines, 15 mm. **ID**: translucent, white rhinophores and brownish intestines. Gills are forming nearly complete circle.

Ceylon Gymnodoris *Gymnodoris ceylonica* IP, 120 mm. **ID**: white with red spots, gill branches with red marginal lines. Photo on the right: mating.

Ceylon Gymnodoris *Gymnodoris ceylonica* with prey - sea hare *Stylocheilus striatus*.

Yellow-Guts Gymnodoris *Gymnodoris* aff. *citrina* WP 30 mm. Close to *G. citrina* (below), visible intestines.

Lemon Gymnodoris *Gymnodoris citrina* IWP, 30 mm. **ID**: white or yellowish, gill circle complete, anterior head with a dentate appearance.

POLYCERIDAE

Sweet Ceratodoris *Ceratodoris kendi* WP, 25 mm. Philippines, Indonesia. **ID**: white with purple-brown pigment. Photo on the left: pinkish form, probably a separate species.

Nakamoto Ceratodoris *Ceratodoris nakamotoensis* IP, 20 mm. **ID**: 5 pairs of dorsal appendages.

Stellar Ceratodoris *Ceratodoris stellata* PNG, Australia, 15 mm. **ID**: white notum with thin red lines.

Hairy Ceratodoris *Ceratodoris pilosa* WP, 10 mm. White with tiny black dots ©Shaunak Modi

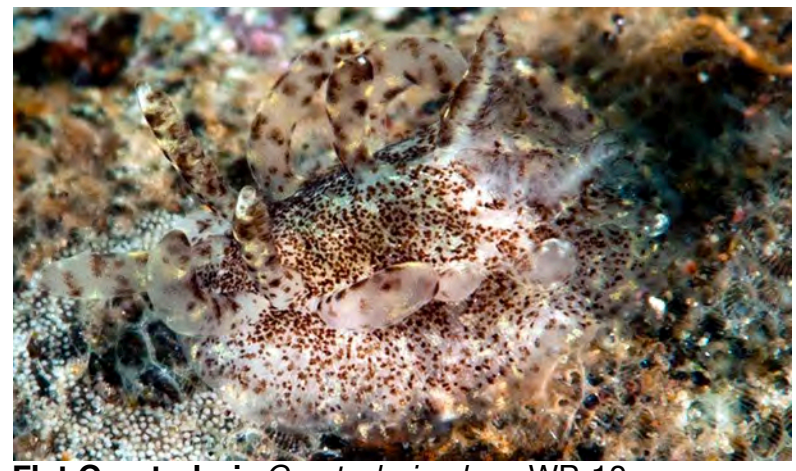

Flat Ceratodoris *Ceratodoris plana* WP, 10 mm. **ID**: translucent with numerous dark-brown spots.

Yellow-Margin Goniodorid *Goniodoridella geminae* WP, 9 mm. Gill branches and papillae are of equal size

Savignyi Goniodorid *Goniodoridella savignyi* IWP, 10 mm. Papillae much larger than gill branches

White Goniodorid *Goniodoridella unidonta* WP, 8 mm. Extrabranchial papillae very broad at the base.

Brown Murphydoris *Murphydoris adusta* IP, 7 mm. **ID**: white with brown white-dotted areas.

GONIODORIDIDAE

Avern's Ardeadoris *Ardeadoris averni* WP, 55 mm. **ID**: bluish white with yellow to orange broad marginal band, rhinophores and gills brown.

White Ardeadoris *Ardeadoris egretta* WP, 100 mm. **ID**: white with yellow to orange broad marginal band, rhinophores and gills white.

White-Spotted Ardeadoris *Ardeadoris undaurum* IWP 66 mm. **ID**: yellowish marginal band, white blotches.

Red Spot Ardeadoris *Ardeadoris cruenta* WP, 55 mm. **ID**: yellow marginal band, red spots.

Yellowish Ardeadoris *Ardeadoris angustolutea* IWP, 25 mm. Narrow pale yellow line near mantle margin.

Ornamental Cadinella *Cadlinella ornatissima* IP, 35 mm. **ID**: yellow, large tubercles with pink tips.

Many-Lobed Ceratosoma *Ceratosoma tenue* IP, 120 mm. **ID**: coloration variable, mantle with interrupted blue marginal line.

Red-Tipped Nudibranch *Goniobranchus* sp. WP, 15 mm. **ID**: red-tipped gills, midline purple-spotted.

Hilly Nudibranch *Goniobranchus* sp. PNG, 15 mm. **ID**: grey, mantle elevations mimicking sponge, grey gills.

Dalmatian Nudibranch *Goniobranchus* sp. Indonesia, 40 mm. **ID**: mantle and gills white with purple spots. Similar to *Chromodoris aspersa* but lacks orange marginal line.

Purple-Blotched Nudibranch *Goniobranchus tumuliferus* WP, 18 mm. Marginal band white or purple.

Dolfu's Hypselodoris *Hypselodoris dollfusi* IO to Bali, 50 mm. Marginal band yellow. **Photo**: Anouk Houben



Red-Spotted Hypselodoris *Hypselodoris iba* Indonesia, Philippines, 40 mm. Coloration variable. Anterior mantle margin often with bright orange and red bands**.** Rhinophores and gills orange to red.

CHROMODORIDIDAE

Melanesian Hypselodoris *Hypselodoris melanesica* WP, 25 mm. **ID**: gills and rhinophores purple basally.

Robe Hem Hypselodoris *Hypselodoris apolegma* WP, 100 mm. **ID**: purple with reticulate white margin.

Variegated-Gill Hypselodoris *Hypselodoris variobranchia* Philippines, Malaysia, 50 mm. **ID**: gills orange or blue, orange rhinophores, wide marginal band.

Baba's Hypselodoris *Hypselodoris babai* WP, 50 mm. **ID**: red-brown with rounded white spots.

Red-Midline Hypselodoris *Hypselodoris peri* WP, 35 mm. **ID**: red median line, yellow marginal band.

Bullock's Hypselodoris *Hypselodoris bullocki* WCP, 45 mm. **ID**: coloration variable, mantle from white to purple, thin white marginal line.

Broad-Margin Hypselodoris *Hypselodoris* sp. Indonesia 50 mm. **ID**: gills, rhinophores orange, wide marginal band.

Fish-Net Hypselodoris *Hypselodoris jacula* IWP, 50 mm. Blue or pink w/white lines and orange margin.

CHROMODORIDIDAE

Yellow-Teeth Armina *Armina* cf. *comta* WP, 120 mm. **ID**: oral veil with orange margin and yellow tubercles.

Black-Face Armina *Armina* sp. Indonesia, 200 mm. **ID**: orange-tipped rhinophores, oral veil w/yellow margin.

Secret Armina *Armina occulta* WP, 80 mm. **ID**: oral veil with curved blue lines, foot with a blue marginal band, oral veil and mantle with orange.

Scott's Armina *Armina scotti* WP, 60 mm. **ID**: foot and oral veil with yellow (outermost) and blue marginal bands. Bluish rhinophores with orange tips.

Pink-Face Armina *Armina variolosa* Japan, China, Philippines, 50 mm. **ID**: pink mantle and oral veil.

Orange-Margined Armina *Armina* sp. WP, 105 mm. **ID**: mantle, foot and oral veil with orange margin.

Bluish-Foot Armina *Armina* sp. WP, 50 mm. **ID**: head and foot with blue pigment, velum with orange margin.

Orange-Chin Armina *Armina* sp. Philippines, 40 mm. **ID**: pale-orange velum w/orange margin, foot white.

ARMINIDAE

Maroon Doto *Doto* sp. Philippines, Indonesia, 20 mm. **ID**: red-brown or maroon, rhinophores sheath margins yellow with bright yellow dots. Tubercles with yellow apex spot.

Red Doto *Doto* sp. Indonesia, Hong Kong, Japan, 7 mm. **ID**: red-orange with opaque white areas on sides, rhinophores sheath with papillae on margin.

Brown Doto *Doto* sp. PNG, 12 mm. **ID**: dark-brown body and translucent cerata covered by white dots.

Grape Doto *Doto ussi* IWP, 30 mm. **ID**: yellowish-grey with opaque white pigment.

Orange-Horned Doto *Doto* sp. Indonesia, 5 mm. **ID**: white with orange rhinophores. Translucent cerata, each rounded tubercle with opaque white apex.

Black-Striped Doto *Doto* sp. Indonesia, 8 mm. **ID**: cream-yellow, finger-like tubercles with black stripes.

Black-Spotted Doto *Doto* sp. Indonesia, 11 mm. **ID**: black-tipped tubercles, apex tubercles yellow.

DOTIDAE

Black-Ring Eubranchus *Eubranchus* sp. WCP, 8 mm. Rhinophores and oral tentacles with black rings.

Red-Ring Eubranchus *Eubranchus* sp. WP, 9 mm. **ID**: white-spotted, each rhinophores with a red ring.

White Eubranchus *Eubranchus* sp. Indonesia, 8 mm. **ID**: rhinophores with papillae and dark ring.

Red-Dots Eubranchus *Eubranchus* sp. Indonesia, 10 mm. **ID**: rhinophores with reddish ring.





Yellow Zigzag Eubranchus *Eubranchus virginalis* WP, 40 mm. **ID**: translucent with black dots.

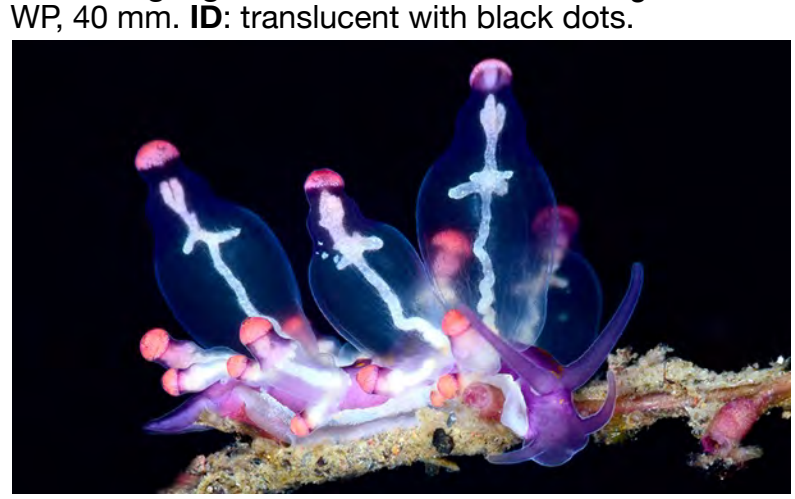

Purple Eubranchus *Eubranchus* sp. Indonesia, 7 mm. **ID**: purple body with orange spots, inflated cerata with white digestive glands visible, purple head.



Red-Tipped Eubranchus *Eubranchus* sp. Indonesia, 16 mm. **ID**: translucent, red-tipped cerata with white digestive glands visible.

White Tenellia *Tenellia puti* Philippines, Indonesia, Thailand, Tanzania, Red Sea, 25 mm. Basal 2/3 of the cerata white, followed by well defined (unlike *T. bughaw*) blue subapical band. Apical band yellow.

Siboga Tenellia *Tenellia sibogae* IP, 35 mm. **ID**: variable coloration, notum purple to red, cerata with yellowish tips and white apex. Feeds on hydroids.

Yamasui's Tenellia *Tenellia yamasui* Indonesia, Philippines, Japan, 15 mm. **ID**: orange head with white marking, brownish or greenish cerata with opaque white dots.

Pink-Top Tenellia *Tenellia* sp. Indonesia, 20 mm. **ID**: grey cerata with pink apex. **Photo**: Jack Israel.

White-Band Tenellia *Tenellia* sp. Indonesia, 20 mm. **ID**: cerata with white apex, blue and yellow rings.

TRINCHESIIDAE

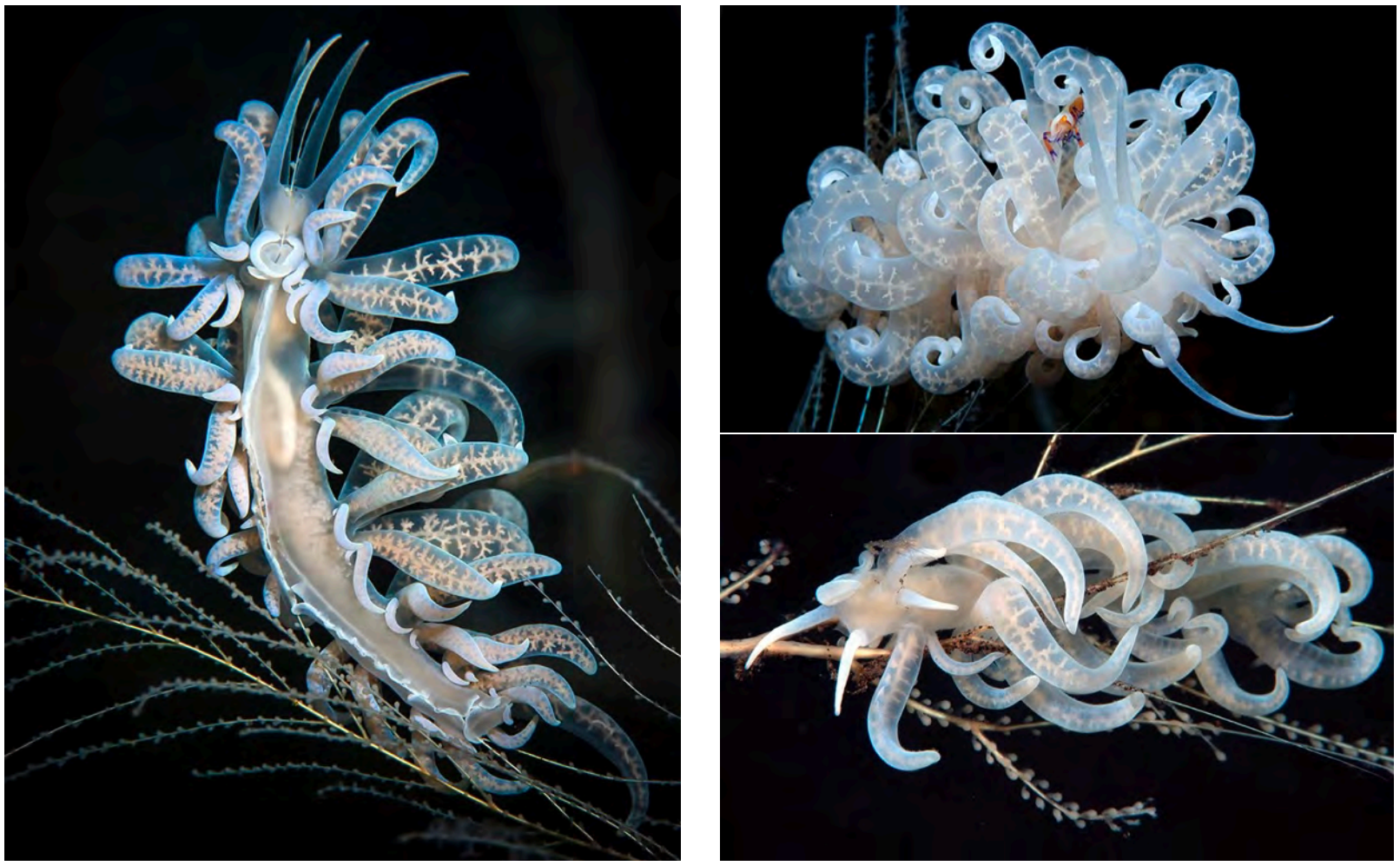

Iriomote Phyllodesmium *Phyllodesmium iriomotense* WP, 100 mm. Translucent white, curved cerata with visible pinkish-yellow digestive glands, feeds on octocorals.

Glassy Phyllodesmium *Phyllodesmium hyalinum* IWP, 45 mm. **ID**: translucent body with opaque white frosting, cerata apically nodulose and curved, with white or brownish digestive glands. Head with pinkish spots.

Cryptic Phyllodesmium *Phyllodesmium crypticum* IWP, 50 mm. Extremely cryptic species, feeds on soft-coral *Xenia* sp. **ID**: translucent white, nodulose cerata with “dentate” appearance on the edges.

MYRRHINIDAE

White-Spotted Phyllodesmium *Phyllodesmium* sp. WP, 12 mm. **ID**: bluish with white patches.

Golden Phyllodesmium *Phyllodesmium* sp. Philippines, 14 mm. Golden dots, cerata bluish apically.

Poindimie's Phyllodesmium *Phyllodesmium poindimiei* IP, 40 mm. **ID**: Translucent white or bluish, notum and cerata often with white spots. Cerata smooth, curved, with yellowish branching digestive glands.

Karen's Phyllodesmium *Phyllodesmium karenae* WP, 20 mm. Purplish cerata with white apices.

Orange Phyllodesmium *Phyllodesmium* sp. WP, 25 mm. **ID**: wide yellow foot. **Photo**: Bjarte Håkonsen.

Undulate Phyllodesmium *Phyllodesmium undulatum* WP, 40 mm. **ID**: white median line.

MYRRHINIDAE

Scarlet Pupa *Pupa coccinata* IWP, 20 mm. **ID**: white, shell with spiral pattern of orange spots.

Solid Pupa *Pupa solidula* IWP, 20 mm. **ID**: white, shell with spiral pattern of black spots.

Shining Pupa *Pupa nitidula* IWP, 15 mm. Feeds on polychaetes. **ID**: white, shell white to orange.

Red-Lined Bullina *Bullina* sp. WP, 15 mm. **ID**: white, shell with fine red lines.

Brown-Lined Paperbuble *Hydatina physis* Circum-tropical, 60 mm. Red with bluish edges, striated shell.

White-Lined Paperbuble *Hydatina zonata* IP, 50 mm. Shell with white spiral bands. **Photo:** Jun V Lao

Swollen Bubble Snail *Aplustrum amplustre* IP, 30 mm. Pink spiral bands w/black margins. **Photo**: Jerome Kim

Barbara's Melo *Micromelo barbarae* WCP, 30 mm. **ID**: yellow-orange and green marginal bands.



Guam Melo *Micromelo guamensis* WP, 30 mm. Large densely arranged white patches, pale blue and dark blue marginal bands. Right - adult. Photo on the left - tiny juvenile, 2-3 mm (**Photo:** Ni Komang Suci)

DIAPHANIDAE

Fried-Eggs Slug *Colpodaspis thompsoni* IP, 3 mm. **ID**: dark-brown with yellow warts on white patches.

White-Dotted Colpodaspis *Colpodaspis* sp. WP, 5 mm. **ID**: visceral hump with small white spots.

DIAPHANIDAE

CEPHALASPIDEA - BULLIDAE



Bottle Bulla *Bulla ampulla* IWP, 20 mm. **ID**: orange with white spots, unrolled cephalic tentacles.

Oriental Bulla *Bulla orientalis* IWP, 20 mm. **ID**: brown, shell with spiral bands or scattered with dark dots.

Shining Bulla *Bulla vernicosa* WCP, 30 mm. **ID**: body light brown to reddish with patches of bright white dots, shell small, thick, reddish brown.

CEPHALASPIDEA - BULLIDAE

MNESTIIDAE

Pale Mnestia *Mnestia* cf. *girardi* Mnestiidae, Indonesia, 9 mm. **ID**: bulla-like shell with atys-like striation.

Yellow-Spotted Ilbia *Ilbia mariana* Runcinidae, WP, 3 mm. **ID**: white with yellow patches.

RUNCINIDAE

HAMINOEIDAE

Cylindrical Bubble *Aliculastrum cylindricum* IP, 30 mm. Greenish, shell with striations at both ends.

Debile's Bubble *Aliculastrum debile* WCP, 20 mm. Body with white pigment, shell w/striations at the ends.

HAMINOEIDAE

Zebra Julia *Julia zebra* IP, 5 mm. Bivalve gastropods, their shell consists of two separate pieces. Feeds on green alga *Caulerpa*. **ID**: body with white and reddish spots, shell with bands.

White Volvatella *Volvatella* sp. WP, 8 mm. **ID**: shell white with scattered orange spots.

Orange Volvatella *Volvatella vigourouxi* WCP, 25 mm. Emits a white mucus when disturbed (on photo).

Inflated Volvatella *Volvatella ventricosa* WCP, 15 mm. Found on green alga *Caulerpa racemosa*. **ID**: white with green inflated shell. **Photo**: A. Maximov.



White-Spotted Lobiger *Lobiger* sp. IP, 15 mm. On *Caulerpa* green alga. Green shell without blue lines.



Green Lobiger *Lobiger viridis* IP, 20 mm. Feeds on green alga Caulerpa. **ID**: thin blue lines on the shell.



Tessellate Oxynoe *Oxynoe kylei* WCP, 15 mm. Feeds on *Caulerpa filicoides* green alga. **ID**: cream with reticulate brown pattern and blue spots, large papillae.

SACOGLOSSA - JULIIDAE

SACOGLOSSA - VOLVATELLIDAE

SACOGLOSSA - OXYNOIDAE

Pale Oxynoe *Oxynoe jordani* WP, 22 mm. White pigment on body and tail, blue spots with black centres.



Dark-Dot Oxynoe *Oxynoe* sp. WP, 20 mm. **ID**: blue spots with black centres. IT, probably *O. jordani*.

Green Oxynoe *Oxynoe viridis* IP, 20 mm. Found in small groups on green alga *Caulerpa racemosa*.
ID: green with yellow patches, blue spots ringed in yellow.



Bourbon Butterfly Slug *Cyerce bourbonica* IP, 20 mm. **ID**: Inflated cerata with pale purple outline, translucent white with grey pigment and brown

Yellow Butterfly Slug *Cyerce* trowbridgeae WP, 30 mm. White with grey pigment, cerata with brown dots.

Peacock Butterfly Slug *Cyerce pavonina* IP, 30 mm. **ID**: brownish cerata with transparent pustules.

Whaap's Butterfly Slug *Cyerce whaapi* IP, 50 mm.
ID: translucent cerata with white bands and edges.

Elegant Butterfly Slug *Cyerce elegns* WP, 60 mm.
ID: lavender cerata with neon-blue spots.

SACOGLOSSA - OXYNOIDAE

SACOGLOSSA - CALIPHYLLIDAE

White-Edged Butterfly Slug *Cyerce goodheartae* WP, 25 mm. Translucent cerata with white outlines.

Kikutaro's Butterfly Slug *Cyerce kikutarobabai* WP, 15 mm. **ID**: cerata with orange apex line.

Dark Butterfly Slug *Cyerce nigra* WP, 15 mm. **ID**: yellow-orange with black lines and opaque white pigment. Cerata with concentric yellow lines and yellow spots.



Black And Gold Butterfly Slug *Cyerce nigricans* IWP, 40 mm. On filamentous alga. **Photo**: Jerome Kim.

Dark-Net Butterfly Slug *Cyerce katiae* Philippines, 18 mm. **ID**: network of dark lines, white and yellow spots.

Dark-Dotted Mourgona *Mourgona* sp. WP, 20 mm. **ID**: cerata and rhinophores with black dots.

White-Edge Mourgona *Mourgona* sp. Philippines. On bubble alga, 20 mm. Cerata with digestive glands.

Grainy Mourgona *Mourgona* sp. Indonesia, Philippines. On bubble alga, 15 mm. **ID**: small brown-pigment area near eyes. Cerata with digestive glands and scalloped opaque white margins. Photo on the left: juvenile.

SACOGLOSSA - CALIPHYLLIDAE

Black-Dotted Polybranchia *Polybranchia jannae* WP, 20 mm. Papillated cerata with black dots and red lines. Photo on the left: juvenile.

Oriental Polybranchia *Polybranchia orientalis* IP, 70 mm. **ID**: greenish to pink, brown dots, visible glands.

Black-Edge Polybranchia *Polybranchia* sp. WP, 18 mm. Yellow digestive glands, cerata edge with black lines.

Green-Gland Polybranchia *Polybranchia* sp. Indonesia, 10 mm. **ID**: cerata with visible greenish glands.

Palau Soghenia *Sohgenia palauensis* IWP, 15 mm. **ID**: cerata with red dots and opaque white areas.

White-Dotted Costasiella *Costasiella formicaria* IWP, 15 mm. Feeds on cyanobacteria.

Black-Loop Costasiella *Costasiella fridae* IWP, 12 mm. **ID**: black oval behind the rhinophores.

Yellow Costasiella *Costasiella* sp. Indonesia, 12 mm. **ID**: yellow cerata, each with black central line.

Rabbit Costasiella *Costasiella usagi* WP, 10 mm. **ID**: black rhinophores, white-striped cerata.

Leaf Sheep *Costasiella kuroshimae* IWP, 7 mm. Found on *Avrainvillea* sp. green alga, like other costasiella. Variable coloration. **ID**: sandglass-shaped brownish patch behind the eyes, dark-tipped rhinophores.

Purple-Tipped Costasiella *Costasiella* sp. Indonesia, PNG, 12 mm. Translucent white, rhinophores grey-bluish. Cerata with purple tips.

SACOGLOSSA - LIMAPONTIIDAE

White-Cap Costasiella *Costasiella* sp. Indonesia, 5 mm. **ID**: white patch behind the rhinophores, green cerata with blue spots and white apices.

Deceptive Costasiella *Costasiella* sp. Indonesia, Philippines, 10 mm. Found on *Avrainvillea* sp. green alga. **ID**: closely set eyes, dark blue rhinophores with yellow stripe.

White-Dotted Ercolania *Ercolania annelyleorum* WP, 5 mm. Body and cerata with digestive glands.

White Ercolania *Ercolania* sp. Indonesia, 3 mm. Translucent w/reddish digestive glands and white spots.



Bubble-Alga Ercolania *Ercolania endophytophaga* Australia, Philippines, 13 mm. Lives inside the large cells of the green alga *Struvea plumosa* and *Valonia ventricosa*. Cerata and rhinophores with green digestive glands.

SACOGLOSSA - LIMAPONTIIDAE



White-Patch Ercolania *Ercolania* sp. Philippines, 9 mm. Lives within giant bubble-shaped cells *Boergesenia*. **ID**: white with green digestive glands in the head, cerata and rhinophores.

Green Ercolania *Ercolania kencolesi* WCP, 6 mm. **ID**: Light green, rhinophores with white bands.

Yellow-Tipped Ercolania *Ercolania* sp. WP, 8 mm. **ID**: cerata with opaque white spots and yellow tips.

Golden Ercolania *Ercolania* sp. Philippines, 10 mm. **ID**: digestive gland pigment on the head unbranched.

Tattooed Ercolania *Ercolania* sp. Philippines, 10 mm. Internal feeder, like other animals on this page, feeds inside giant alga cells. **ID**: digestive gland pigment on the head and body highly branched.

Fuzzy Ercolania *Ercolania* sp. Philippines, 8 mm. **ID**: digestive gland pigment with distinct pattern.

DID YOU KNOW? Internal feeders are not only living and feeding inside alga sells but also laying eggs!

SACOGLOSSA - LIMAPONTIIDAE

Mushroom Slug *Sacoproteus nishae* WCP, 30 mm. **ID**: mushroom-shaped cerata. **Photo**: Bjarte Håkonsen.

Emerald Slug *Sacoproteus smaragdinus* IP, 50 mm. **ID**: bubble-like cerata, found on *Caulerpa racemosa*.

Ornate Stiliger *Stiliger ornatus* IWP, 10 mm. Feeds on alga *Codium* sp. **ID**: orange, cerata each with dark sub-apical band and orange apex. There are black patches on the head between an under the rhinophores.

Yellow-Chin Stiliger *Stiliger* sp. Philippines, Taiwan 10 mm. On *Codium* sp. Head with blue patches.

Pale Stiliger *Stiliger* sp. WP, 6 mm. **ID**: cerata, head and rhinophores with opaque white spots.

Median-Line Stiliger *Stiliger* sp. WCP, 8 mm. **ID**: translucent with thin brown digestive gland on the head, cerata each with greenish digestive glands and opaque white spots.

SACOGLOSSA - LIMAPONTIIDAE



Want the full guide Nudibranchs of the Coral Triangle?

eBook version - multi-platform PDF
Amazon - paperback and hardcover
Apple eBooks version